




STOVAX

STUDIO WOODBURNING FIRES

Unparalleled Presence

The Stovax Studio range presents a harmonious blend of commanding aesthetics and exceptional heating efficiency.

Crafted to deliver the pinnacle of woodburning flame visuals and precision controllability, each Studio fire is a testament to cutting-edge British design and engineering excellence.

Choose between sleek, built-in cassette models – each with an array of sophisticated styling options – or make a bold statement with our striking freestanding versions. Both formats are available in a range of sizes to complement your living space perfectly.

Whichever model you select, a Stovax Studio fire embodies outstanding craftsmanship, and technical innovation.



We are proud to have been recognised as an award-winning manufacturer, for our high-quality products and innovative technology.

Find out more at stovax.com/awards






Contents

Design Features	04 - 05	Studio Freestanding	15 - 32
Expert Retailer Network.....	06 - 07	Technical Information	32 - 35
Environmentally Designed	08 - 09	Exceeding Ecodesign	36 - 37
Studio Size Options	10 - 11	Further Information	38 - 41
Studio Styling Options	12 - 13	More From Stovax	42 - 43
Studio Cassettes	14 - 23		





SEE THEM
BURNING AT:

stovax.com/
studio



WIN THE COST OF YOUR PRODUCT BACK!*

by registering your product online for your free
extended warranty. See page 39 for details.

Studio | High Efficiency Fires

Stovax Studio fires feature the very latest cleanburn combustion systems, allowing them to burn logs with outstanding efficiency, resulting in more heat delivery into the room and less going up the chimney. This technological advancement is achieved by introducing preheated, secondary air into the firebox to burn the excess hydrocarbons in the smoke. Airwash air flow also helps keep the window clean, allowing you to enjoy the flames to the full.

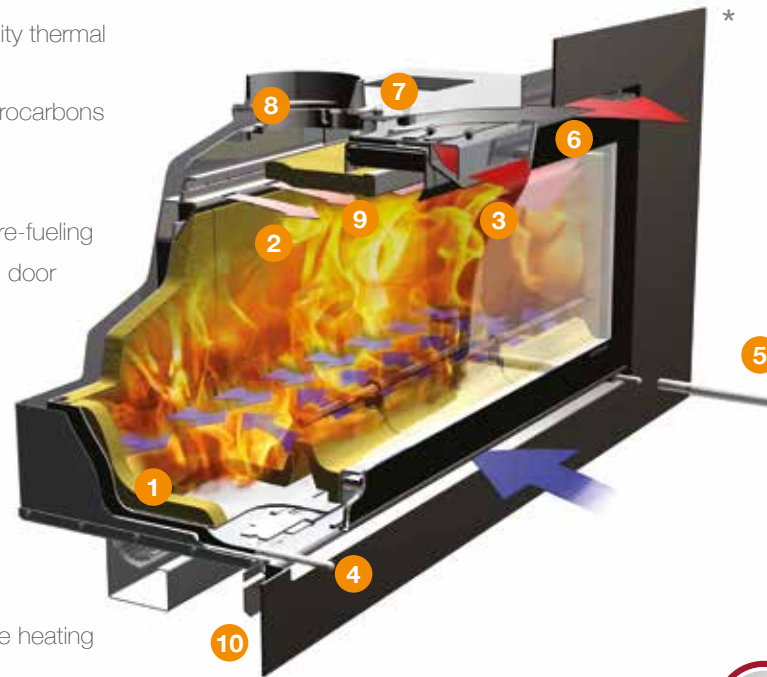
**HIGH
EFFICIENCY
UP TO 77.8%**



Whether you choose a cassette or freestanding fire, your Studio will offer you full control of the flame aesthetics. From a lazy roll to a lively roar, you can adjust your fire to suit your mood. The doors on the Studio 500, 1 and 2 are hinged to the left whilst the larger Studio 3 doors open downwards, minimising the risk of ash falling beyond the hearth and into the room.

Studio Key Design Features

1. TCL (Technical Combustion Lining) High density thermal liner system
2. Heated air jets from cleanburn ports burn hydrocarbons in smoke
3. Airwash air flow for cleaner glass
4. Primary control with high setting for lighting & re-fueling
5. Removable handle (Studio 500, 1, 2 & 3) and door opening catch (Studio 500, 1 & 2)
6. Convected and radiant heat
7. Convected heat ducting system outlet
8. Easy fit flue connection
9. Removable steel and TCL baffles
10. External air facility
12. Optional 10° flue outlet (cassettes only - not illustrated)
13. Optional Warm Air Ducting Kit for multi-space heating (cassettes only - not illustrated)[^]
14. Smoke Control Approved (Studio 500, 1 & 2)
15. Ecodesign Plus







Sit Back & Relax

Stovax's dedication to the development of premium quality stoves and fireplaces over the past 40 years has helped to make it one of the UK's and Europe's leading specialist manufacturers.



Expert Retailer Network

We take great care to ensure that our fires are designed, tested and manufactured to the highest possible quality and safety standards. We are just as concerned to make certain that they are sold and installed correctly so that you enjoy years of pleasure from your purchase.

Accordingly, you will find our products are only available from experienced, independent retailers who will be happy to show you a selection of models locally in their showrooms, often fully operational. These independent retailers will discuss your individual requirements both technical (such as sizing the heat output to your room and advising on your chimney system) and visual; and ensure that you select the most appropriate product for your home. They will also be able to advise on, or assist, with the installation process as well as help provide any after-sales support and servicing your appliance may require in the future.

Whilst we encourage our retailers to promote fireplace products and their outlets via the Internet, we do not believe suitable levels of customer care and satisfaction can be obtained from purchasing the product only online and we would strongly recommend that you consider this when undertaking your research and making a purchasing decision. Furthermore, please be aware that we do not offer technical support (beyond our statutory responsibilities) to products bought via nationwide online sales, where this support would normally be offered by one of our qualified, independent retailers.



You can find your local retailer by visiting: www.stovax.com/retailers

Extended Warranty

When you choose a Studio fire, quality and technology are assured. Accordingly, when you purchase your new fire from a Stovax Expert Retailer they will provide you with a Two Year Warranty. This can then be extended to a Ten Year Warranty provided your Studio fire is registered with Stovax. **Further details of this warranty are on page 40.**



Designed for our Environment

Ecodesign Plus Stoves and Fires

Ecodesign emission and heating efficiency regulations aim to improve air quality by minimising the level of permitted emissions from woodburning products.

With all models in the Studio range meeting and exceeding Ecodesign efficiency and emission standards, this outstanding range of woodburning fires has been designed with your environment in mind - and therefore bear the Ecodesign Plus label to help you easily identify their credentials as meeting standards for minimal emissions.



Urban Area Approved

Many town and city homes are located in Smoke Control Areas as designated by the Clean Air Act 1993. The Studio 500, 1 & 2 Cassette and Freestanding fires have been approved for the burning of wood in these areas.



High Efficiency

All Studio fires have been designed to burn with high thermal efficiency, minimising the loss of heat energy during combustion. Every model in this brochure is subject to European energy labeling standards and almost all are rated as either A or A+ energy class appliances. Energy class and efficiency information is listed on each stove's product page for easy reference.

Natural Heat


Unlike fossil fuels, wood releases approximately the same amount of carbon into the atmosphere as that absorbed during its growth, making it a virtually carbon neutral heat source.

Choosing one of our high efficiency low emission stoves is a great step towards burning responsibly. To ensure your stove provides optimum heating performance, only wood with a low moisture content should be burnt. Seasoned logs should be allowed to dry for at least two years or more to achieve a moisture content below 20%, which can be easily checked with a moisture meter. When purchasing seasoned or kiln dried wood, look for the Woodsure "Ready to Burn" certification which guarantees logs will have less than 20% moisture.



Good quality dry wood will not only provide a higher heat output than that of freshly felled timber, it will also avoid a build-up of tar in your flue and ensure low smoke emissions with clean and crisp flame visuals.

The Stovax Heating Group is subject to stringent tests and we are proud to be an ISO9001 and ISO 14001 accredited company, recognised for our continued commitment to technical innovation, high quality products and excellent customer and after-sales care. Our rigorous quality control system ensures that all our appliances are safety checked and that they comply with the appropriate regulations, with all fires in this brochure bearing the UKCA and CE marks.



Similarly, our environmental management systems ensure we work in a sustainable manner, whilst endeavouring to protect the environment by minimising any possible impact from our operations.





Studio | Size Options

Studio cassettes are available in four sizes. Each Studio can be fitted with an Edge kit for a more minimalist appearance or with various frame options detailed overleaf. This brochure is organised by frame style, but it can be helpful to first consider which Studio size and heat output will suit your room, before exploring the styling options to create your perfect look.

Studio Sizes



Studio 500



Studio 1



Studio 2



Studio 3



	Nominal Heat Output	Heat Output Range	Maximum Efficiency	Energy Efficiency Class	Ecodesign Plus	Maximum Log Length	Dimensions* (w x h x d)	Freestanding Model	Flue Connection [△]
Studio 500	5.0kW	1.7 - 7.0kW	75.8%		✓	250mm (10")	555 x 415 x 350	✓	153mm (6")
Studio 1	5.0kW	1.7 - 7.0kW	77.8%		✓	300mm (12")	745 x 415 x 350	✓	153mm (6")
Studio 2	8.5kW	2.8 - 11.0kW	76.3%		✓	400mm (16")	950 x 440 x 350	✓	153mm (6")
Studio 3	12.6kW	3.8 - 16.0kW	76.1%		✓	500mm (20")	1332 x 450 x 393	✓	153mm (6")

* Firebox dimensions, dimensions in mm [△] Internal diameter shown Please note the above information is an overview only. For further technical information please see pages 32 - 37.

Studio | Styling Options

These pages outline the different frame options available for the Studio fires, all of which are shown in detail throughout the brochure. From the frameless Edge to the impressive Steel, these frame options have all been designed specifically to complement the visuals of the Studio cassette and offer you a variety of different styles. There are also Freestanding versions so you can be sure to find a fire that will be perfect for your home, making your Studio a focal point that the whole family will warm to.

Frame Summary

Styling Options	Pages	Studio 500	Studio 1	Studio 2	Studio 3
Edge & Edge 'Cool Wall'	14 - 15	✓	✓	✓	✓
Edge+	16 - 17	✓	✓	✓	✓
Profil	18 - 19	✓	✓	✓	✓
Bauhaus	20 - 21	✓	✓	✓	✓
Steel	22 - 23	✓	✓	✓	✓
Steel XS	22 - 23	✓	✓	✓	✓
Freestanding (complete product)	24 - 31	✓	✓	✓	✓



Studio Edge



Studio Freestanding



Studio Edge+



Studio Profil



Studio Steel XS



Studio Bauhaus



Studio Steel







Studio | Edge & Edge Cool Wall



The Studio Edge is for those who require minimalist modern perfection. This contemporary fire has a seamless no-frame design, allowing your home's interior to frame and enhance the roaring flames. Its clean aesthetic creates an expansive focal point, making a bold statement.

Further images are shown on page 35 and front cover.

Fire Size	Nominal Heat Output & Range	Energy Efficiency Class	Ecodesign Plus	Maximum Log Length	Edge Frame Size* (w x h)	Edge 'Cool Wall' Frame Size* (w x h)
Studio 500	5kW (1.7 - 7kW)	A	✓	250mm (10")	550 x 421	550 x 438
Studio 1	5kW (1.7 - 7kW)	A	✓	300mm (12")	743 x 421	743 x 428
Studio 2	8.5kW (2.8 - 11kW)	A	✓	400mm (16")	943 x 446	943 x 453
Studio 3	12.6kW (3.8 - 16kW)	A	✓	500mm (20")	1330 x 451	1330 x 463

*Dimensions in mm. Dimensions given are those overall visible upon installation. Once installed, Edge kits are flush with the finished wall surface. Edge 'Cool Wall' kits are recessed 28mm (Studio 500, 1 & 2) or 13mm (Studio 3) from the finished surface.

For detailed technical information, including firebox dimensions see pages 32 - 38.



Studio | Edge+



Studio 1 Ecodesign Edge+

As a continuation from the Studio Edge, the Edge+ provides a similarly frameless 'hole in the wall' fire look, yet offers the additional benefit of a more simplified finishing process. A slim profile decorative frame, crafted from 1mm thick steel, overlays the finished wall surface and provides a perfectly crisp finish around the installation opening.

With a complementary Matt Black finish, the Studio Edge+ is a sophisticated and functional styling option that simply lets the fire's impressive flame picture provide all the aesthetic appeal!

Fire Size	Nominal Heat Output & Range	Energy Efficiency Class	Ecodesign Plus	Maximum Log Length	Frame Size* (w x h x d)
Studio 500	5kW (1.7 - 7kW)	A	✓	250mm (10")	592 x 463 x 1
Studio 1	5kW (1.7 - 7kW)	A	✓	300mm (12")	785 x 463 x 1
Studio 2	8.5kW (2.8 - 11kW)	A	✓	400mm (16")	983 x 488 x 1
Studio 3	12.6kW (3.8 - 16kW)	A	✓	500mm (20")	1372 x 493 x 1



Once installed, Edge kits are flush with the finished wall surface. Edge+ kits include decorative frame
*Dimensions in mm. Dimensions given are those overall visible upon installation.

For detailed technical information, including firebox dimensions see pages 32 - 38.





Studio | Profil



Studio 1 Ecodesign Profil

The Studio Profil features timeless styling that fits in perfectly with virtually all interiors. In addition, by fitting the optional ducting system you can also heat up to two adjacent living spaces with your Studio 500, 1 & 2 and up to four when you chose a Studio 3.

Further images are shown on front cover ,page 3, 9, 13.

Fire Size	Nominal Heat Output & Range	Energy Efficiency Class	Ecodesign Plus	Maximum Log Length	Frame Size* (w x h x d)
Studio 500	5kW (1.7 - 7kW)	A	✓	250mm (10")	646 x 517 x 33
Studio 1	5kW (1.7 - 7kW)	A	✓	300mm (12")	839 x 517 x 33
Studio 2	8.5kW (2.8 - 11kW)	A	✓	400mm (16")	1039 x 542 x 33
Studio 3	12.6kW (3.8 - 16kW)	A	✓	500mm (20")	1426 x 547 x 45

*Dimensions in mm.

For detailed technical information, including firebox dimensions see pages 32 - 38.



Studio | Bauhaus



Studio 1 Ecodesign Bauhaus

The Bauhaus frame gives your studio an elegant, embossed finish. With its stylish taper, the fire's stunning flame picture is enhanced, making for a beautifully pronounced room feature that brings the heat to match!

Further images are shown on page 11.

Fire Size	Nominal Heat Output & Range	Energy Efficiency Class	Ecodesign Plus	Maximum Log Length	Frame Size* (w x h x d)
Studio 1	5kW (1.7 - 7kW)	A	✓	300mm (12")	850 x 526 x 36
Studio 2	8.5kW (2.8 - 11kW)	A	✓	400mm (16")	1050 x 554 x 36



*Dimensions in mm.

For detailed technical information, including firebox dimensions see pages 32 - 38.





Studio | Steel & Steel XS



Studio 3 Ecodesign Steel

The Studio Steel is for those with large spaces who wish to create a greater presence with their choice of fireplace. Finished in Metallic Black, the Studio Steel's wide frame instantly creates a distinctive and individual focal point.

The Steel XS offers the same minimal styling of the Steel frame but with slimmer proportions to suit narrower walls or spaces. The Steel XS comes in a smart Metallic Black finish.

Fire Size	Nominal Heat Output & Range	Energy Efficiency Class	Ecodesign Plus	Maximum Log Length	Steel Frame Size* (w x h x d)	Steel XS Frame Size* (w x h x d)
Studio 500	5kW (1.7 - 7kW)	A	✓	250mm (10")	1010 x 567 x 3 ^Δ	688 x 567 x 3 ^Δ
Studio 1	5kW (1.7 - 7kW)	A	✓	300mm (12")	1203 x 567 x 3 ^Δ	881 x 567 x 3 ^Δ
Studio 2	8.5kW (2.8 - 11kW)	A	✓	400mm (16")	1439 x 622 x 3 ^Δ	1111 x 622 x 3 ^Δ
Studio 3	12.6kW (3.8 - 16kW)	A	✓	500mm (20")	1926 x 647 x 3 ^Δ	1518 x 647 x 3 ^Δ

Further images are shown on page 10 and 39.

*Dimensions in mm. ^ΔDepth from front of frame to wall when installed is 34mm for Studio 500, 1, 2 and 48mm for Studio 3

For detailed technical information, including firebox dimensions see pages 32 - 38.



Studio | 500 Freestanding



Studio 500 Freestanding Ecodesign on a Stovax 100 Low Bench.
Also shown: Medium log holder also available from Stovax.

This high performance freestanding Ecodesign fire has a compact, yet innovative design, broadening the Studio's versatility and suitability to a variety of homes.

With a heat output to match that of the Studio 1, the 500 will add ambience and warmth to a cost inglenook. It can also be teamed with a number of optional extras and can even be placed on one of our Stovax Benches to create a real style statement - see page 38 for further details.



*All dimensions in mm. For detailed technical information, including firebox dimensions see pages 32 - 38.

Nominal Heat Output & Range 5kW (1.7 - 7kW)

Energy Efficiency Class **A**

Maximum Log Length 250mm (10")

Stove Dimensions* (w x h x d) 607 x 479 x 382

Key Options & Accessories

Decorative Black Flue Ring Cover

Stovax Stove Bench Compatible

Heat Shield Kit (when fitted to a Stovax Bench)

External Air Kit





Studio | 1 Freestanding



Studio 1 Freestanding Ecodesign

The Studio 1 Freestanding incorporates the impressive firebox performance of a cassette fire with the welcoming presence of a stove. It can be hearth mounted or installed on a Stovax Bench, with an optional heat shield kit available to reduce the distance to combustible materials if required. A flue ring cover is also offered as a styling option, providing an integrated and cohesive look to your new fire.



*All dimensions in mm. For detailed technical information, including firebox dimensions see pages 32 - 38.

Nominal Heat Output & Range	5kW (1.7 - 7kW)
Energy Efficiency Class	A
Maximum Log Length	300mm (12")
Stove Dimensions* (w x h x d)	800 x 479 x 380
Key Options & Accessories	
Decorative Black Flue Ring Cover	
Stovax Stove Bench Compatible	
Heat Shield Kit (when fitted to a Stovax Bench)	
External Air Kit	

Studio | 2 Freestanding



Studio 2 Woodburning Ecodesign
Freestanding on 140 High Bench

This Freestanding version of the Studio 2 offers you up to 8.5kW of heating capacity as well as superb views of the flames. Featuring exactly the same firebox attributes as other Studios, the Freestanding version may be mounted on a hearth or installed onto your choice of six optional Stovax Benches.

An optional heat shield kit can be fitted to the bench in order to reduce the distance to combustible materials if required.

Further image shown on back cover.



*All dimensions in mm. For detailed technical information, including firebox dimensions see pages 32 - 38.

Nominal Heat Output & Range 8.5kW (2.8 - 11kW)

Energy Efficiency Class **A**

Maximum Log Length 400mm (16")

Stove Dimensions* (w x h x d) 1000 x 504 x 380

Key Options & Accessories

Decorative Black Flue Ring Cover

Stovax Stove Bench Compatible

Heat Shield Kit (when fitted to a Stovax Bench)

External Air Kit





Studio | 3 Freestanding



Studio 3 Freestanding Ecodesign

This extraordinary freestanding fire offers the ultimate in flame visuals and designer impact. A massive, landscape firebox allows for a high efficiency heat output of 12.6kW, making the Studio 3 Freestanding the perfect choice for large living areas where presence and performance are key.

Designed to be sited on the optional Stovax 180 Bench, or hearth mounted to achieve the distinctive stove look, the Studio 3 Freestanding will create maximum visual impact in rooms of larger proportions. It also has the ability to be fitted with an optional rear heat shield to reduce the distance to combustible materials behind the appliance.



Further image shown on page 4.

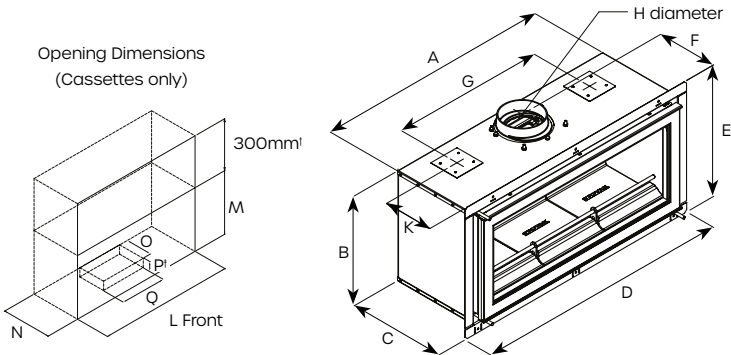
*All dimensions in mm. For detailed technical information, including firebox dimensions see pages 32 - 38.

Nominal Heat Output & Range	12.6kW (3.8 - 16kW)
Energy Efficiency Class	A
Maximum Log Length	500mm (20")
Stove Dimensions* (w x h x d)	1389 x 516 x 445
Key Options & Accessories	
Decorative Black Flue Ring Cover	
Stovax Stove Bench Compatible	
Heat Shield Kit (when fitted to a Stovax Bench)	
External Air Kit	

Studio | Dimensions

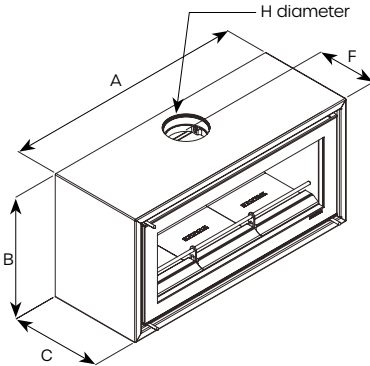
An approved competent person of solid fuel installations should undertake a site survey prior to purchase and must install any Stovax fire or stove. Your Stovax retailer will be able to advise on this and, in particular, the use of high temperature (1300°C) plaster/screed in the area around Studio Cassettes and Stoves. You may view/download complete installation instructions at our website - www.stovax.com. These diagrams cover some of the basic requirements. All fires and stoves should be installed by a competent person to the requirement of Building Regulations (Document J) and include the fitting of adequate ventilation to ensure safe use. Usually older buildings do not need any additional ventilation for appliances up to 5kW, but modern houses will need additional ventilation in all cases. Some models can be fitted with an optional External Air Kit, or dedicated external air supply, offering a discreet and draught reducing solution to standard room venting. The diagrams and dimensions on these pages cover some of the basic requirements and are for initial information purposes only.

Cassette Dimensions



	Studio 500	Studio 1	Studio 2	Studio 3
A	552	745	950	1332
B	415	415	440	450
C	350	350	350	393
D	628	821	1019	1406
E	497	497	522	532
F	246	246	246	291
G	380	480	610	610/1010*
H Ø	153	153	153	153
K	240	240	240	275
L	562	755	960	1342
M	435	435	460	470
N	355	355	355	405
O	100	100	115	115
P	25	25	25	25
Q	365	605	750	750
Flame Viewing Window (W x H)	397 x 263	590 x 263	790 x 289	1177 x 286
Weight	85kg	105kg	130kg	173kg

Freestanding Dimensions**



	Studio 500	Studio 1	Studio 2	Studio 3
	607	800	1000	1389
	479	479	504	516
	382	380	380	445
	-	-	-	-
	-	-	-	-
	260	260	260	325
	-	-	-	-
	153	153	153	153
	-	-	-	-
	-	-	-	-
	-	-	-	-
	-	-	-	-
	-	-	-	-
	-	-	-	-
	397 x 263	590 x 263	790 x 289	1177 x 286
	85kg	105kg	130kg	173kg

All dimensions in mm. ** For complementary benches to go with the Freestanding models, please see information provided on page 38. † Extra height required when fitting Warm Air Ducting kit. ‡ If a fan kit is required, please allow 250mm for fitting. *Studio 500, 1, & 2 models have two air duct outlets whilst Studio 3 models have four. Please refer to installation manual for minimum distances to combustible materials. The Studio 500 has been specifically designed to fit into a standard 22" British fireplace opening meaning additional building work is not required.

Studio | Information

Studio Cassette Fire Information & Product Codes

Product Code	Description	Heat Output	Fuel Type	Efficiency	Energy Efficiency Class
326-140	Studio 500 Cassette Fire ✓	5.0kW	Wood	75.7%	A
RVST-1EU	Studio 1 Cassette Fire ✓	5.0kW	Wood	77.8%	A
RVST-2EU	Studio 2 Cassette Fire ✓	8.5kW	Wood	76.3%	A
RVST-3EU	Studio 3 Cassette Fire	12.6kW	Wood	76.1%	A

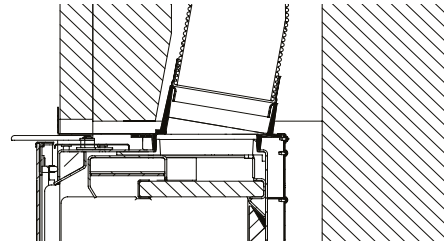
✓ These models are approved for use in Smoke Control Areas as standard and do not require an additional Smoke Control Kit

Studio Cassette Fire Accessory Product Codes

Product Code	Description
RVS-AIR	External Air Combustion Kit (suitable for all single sided Studio cassettes)
RVS-CA7589	10° Angled Flue Outlet (see below for information)
8572	Warm Air Ducting Kit (suitable for all Studio Cassettes)

Studio - 10° Angled Flue Outlet

This optional flue outlet for the studio Cassettes offers greater installation flexibility and ease, especially in larger opening with deeper lintels.



Studio Freestanding Information & Product Codes

Product Code	Description	Heat Output	Fuel Type	Efficiency	Energy Efficiency Class
726-006	Studio 500 Freestanding ✓	5.0kW	Wood	75.7%	A
RVFST-1EU	Studio 1 Freestanding ✓	5.0kW	Wood	77.8%	A
RVFST-2EU	Studio 2 Freestanding ✓	8.5kW	Wood	76.3%	A
RVFST-3EU	Studio 3 Freestanding	12.6kW	Wood	76.1%	A

✓ These models are approved for use in Smoke Control Areas as standard and do not require an additional Smoke Control Kit

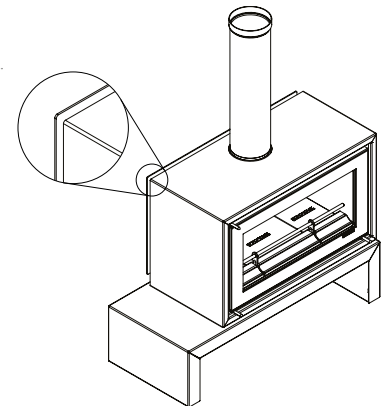
Studio Freestanding Accessory Product Codes

Product Code	Description
RVFS-1GB	Black Glass Top Plate - Studio Freestanding 1*
RVFS-3GB	Black Glass Top Plate - Studio Freestanding 3*
RVAC220B	6" Decorative Black Flue Collar Cover for Studio Freestanding**
RVFS-500HSK	Heat Shield Kit - Studio Freestanding 500
RVFS-1HSK	Heat Shield Kit - Studio Freestanding 1
RVFS-2HSK	Heat Shield Kit - Studio Freestanding 2
RVFS-3HSK	Heat Shield Kit - Studio Freestanding 3
RVS-AIR	External Air Combustion Kit

Studio Freestanding Heat Shields

Stovax has introduced a range of highly effective Heat Shields for the Studio Freestanding range. Available for all sizes of Freestanding models: Studio 500, 1, 2 and 3, and only when fitted to a Stovax Bench, these fantastic additions allow a reduction of up to 85% in the distance to combustible materials at the rear of the appliance – reducing this to just 75mm.

The Studio Heat Shields not only maximise the available space within the room, but they also enable you to accommodate a wider range of materials in your interior design.



*Whilst Stocks Last **Decorative flue collar covers are only suitable when no optional Black Glass Top Plate is used.

Studio | Frame Information

Studio 500 Frame Dimensions (mm) & Product Codes

Product Code	Description	Width	Height	Frame Depth	Off-wall Depth
RVS-500FPRO4	Profil [®] (Metallic Black)	646	517	33	-
RVS-500FSTHT	Steel [®] (Metallic Black)	1010	567	3	34
RVS-500FSTXS	Steel XS (Metallic Black)	688	567	3	34

Options

RVS-500FEK	Edge Kit	696	567	34*	-
RVS-500FCWK	Edge 'Cool Wall' Kit	700	578	59**	-
RVS-500FEPLUS	Edge+ Kit†	700	573	34#	-

Studio 1 Frame Dimensions (mm) & Product Codes

Product Code	Description	Width	Height	Frame Depth	Off-wall Depth
RVS-1FPRO4	Profil [®] (Metallic Black)	839	517	33	-
RVS-1FSTHT	Steel [®] (Metallic Black)	1203	567	3	34
RVS-1FSTXS	Steel XS (Metallic Black)	881	567	3	34
RVS-1FB	Bauhaus (Metallic Black)	850	526	36	-

Options

RVS-1FEK	Edge Kit	889	567	34*	-
RVS-1FCWK	Edge 'Cool Wall' Kit	893	578	59**	-
RVS-1FEPLUS	Edge+ Kit†	893	573	34#	-

*Once installed, Edge Kits are flush with the finished wall surface.

**Once installed, Edge 'Cool Wall' Kits are recessed 28mm (Studio 1 & 2) or 13mm (Studio 3) from the finished surface.

#Depth is adjustable between 32mm and 52mm between Edge+ frame and kit when fitted.

Studio 2 Frame Dimensions (mm) & Product Codes

Product Code	Description	Width	Height	Frame Depth	Off-wall Depth
RVS-2FPRO4	Profil [®] (Metallic Black)	1039	542	33	-
RVS-2FSTHT	Steel [®] (Metallic Black)	1439	622	3	34
RVS-2FSTXS	Steel XS (Metallic Black)	1111	622	3	34
RVS-2FB	Bauhaus (Metallic Black)	1050	554	36	-

Options

RVS-2FEK	Edge Kit	1089	592	34*	-
RVS-2FCWK	Edge 'Cool Wall' Kit	1093	603	59**	-
RVS-2FEPLUS	Edge+ Kit†	1073	598	34#	-

Studio 3 Frame Dimensions (mm) & Product Codes

Product Code	Description	Width	Height	Frame Depth	Off-wall Depth
RVS-3FPRO4	Profil [®] (Metallic Black)	1426	547	45	-
RVS-3FSTHT	Steel [®] (Metallic Black)	1926	647	3	48
RVS-3FSTXS	Steel XS (Metallic Black)	1518	647	3	48

Options

RVS-3FEK	Edge Kit	3	597	44.5*	-
RVS-3FCWK	Edge 'Cool Wall' Kit	1480	613	70 **	-
RVS-3FEPLUS	Edge+ Kit†	1480	603	34#	-

[®]Registered European Designs 001169338_0001/8

†The Edge+ kit is a complete kit including the decorative frame and has no requirement for, nor is compatible with, any other Edge or Cool Wall kits.

An approved competent person of solid fuel installations should undertake a site survey prior to purchase and must install any Stovax fire or stove. Your Stovax retailer will be able to advise on this and, in particular, the use of high temperature (1300°C) plaster/screed in the area around Studio Cassettes and Stoves. You may view/download complete installation instructions at our website - www.stovax.com. These diagrams cover some of the basic requirements. All fires and stoves should be installed by a competent person to the requirement of Building Regulations (Document J) and include the fitting of adequate ventilation to ensure safe use. Usually older buildings do not need any additional ventilation for appliances up to 5kW, but modern houses will need additional ventilation in all cases. Some models can be fitted with an optional External Air Kit, or dedicated external air supply, offering a discreet and draught reducing solution to standard room venting. The diagrams and dimensions on these pages cover some of the basic requirements and are for initial information purposes only.



Studio 500 Woodburning Ecodesign Edge in Limestone Claremont Mantel.

Edge, Edge+ & Cool Wall Kits

Edge / Edge+ Kit

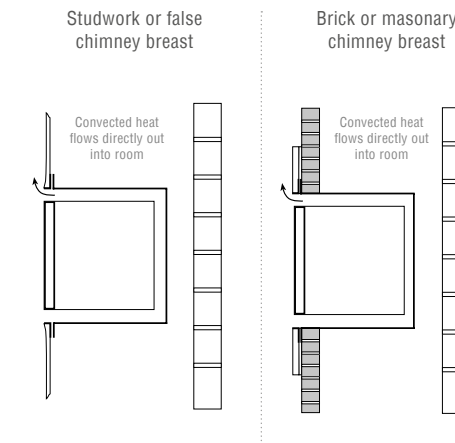
This kit is screw-mounted to the front flange of the outer firebox. The L-shaped attachments provide a 34/44.5mm[†] return against which high temperature plasterboard/screed can be butted up for the 'clean edge' look. The Edge Kit is made in aluminised steel which can then be painted to match the decor of your room. The Edge+ has a decorative slim frame that fits over the finished installation opening.

Cool Wall Kit

Again, screw-mounted to the front flange of the outer firebox, the U-shaped attachments of the Cool Wall kit are designed primarily for studwork or false chimney breasts. The additional depth allows some of the heat to be vented up into the void above the firebox and then re-enter the room at a higher level. The effect is to produce a cooler wall immediately above the appliance than would otherwise be the case. The Cool Wall Kit is made in aluminised steel which can then be painted to match the decor of your room.

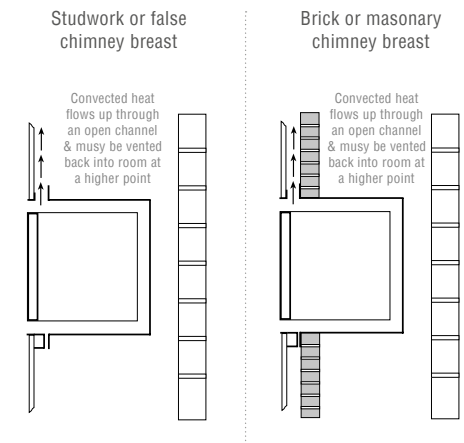
[†] 34mm Studio 500, 1 & 2 / 44.5mm Studio 3

Edge Kit / Edge+ Kit Installation method for:



Please note: Diagram shows an Edge Kit. An Edge+ Kit has an additional decorative frame that finishes the installation opening.

Cool Wall Kit Installation method for:

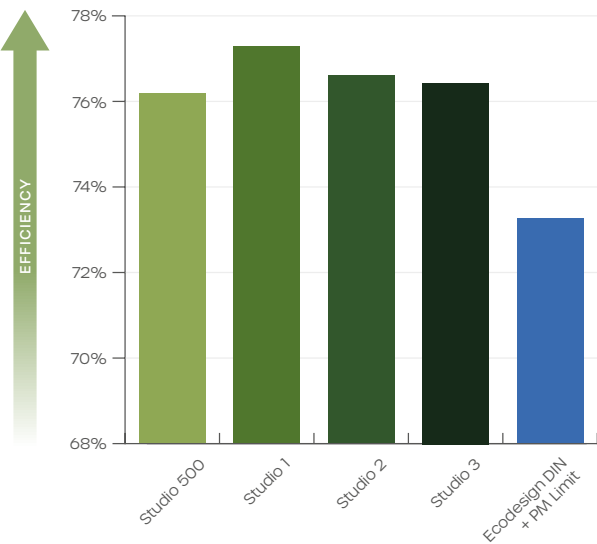


NB: When using the Edge Kit and Edge+ Kit, heat resistant board and high temperature finishing plaster must be used. Please refer to installation instructions for full details on both kits which can be downloaded from www.stovax.com

Exceeding Ecodesign

Total Efficiency - %

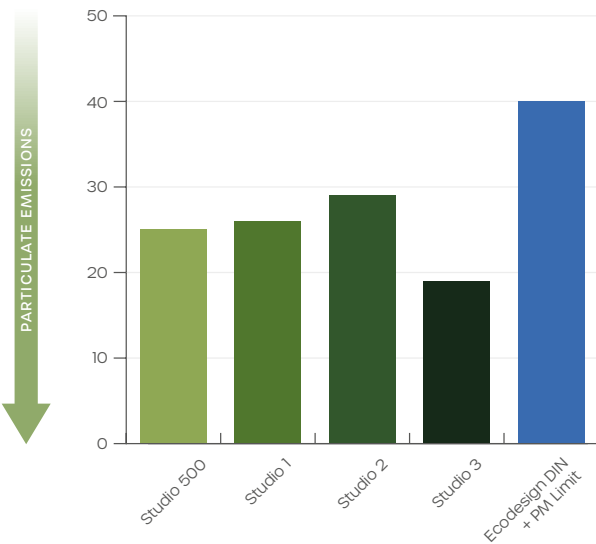
Balancing heating efficiency with cleanliness of burning is a precise science, requiring expert engineering and meticulous testing. Studio fires focus on delivering the cleanest burn possible whilst still surpassing the Ecodesign Efficiency target of 72.3%, resulting in a range of truly high efficiency products.



Efficiency	
Studio 500	75.8%
Studio 1	77.8%
Studio 2	76.3%
Studio 3	76.1%
Ecodesign Efficiency Minimum Target	72.3%

PM (Particulate Matter) mg/m³

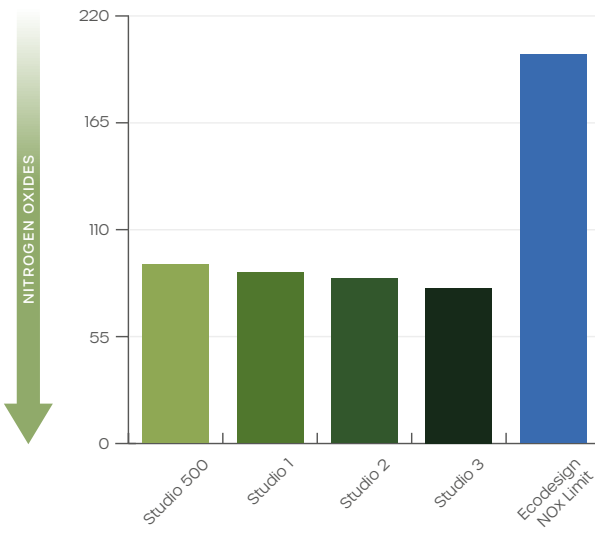
Although PMs are currently measured for UK smokeless zone requirements, the Ecodesign emission levels are much tighter than those currently permitted. Our Ecodesign Studio fires burn well below PM targets, with some models generating only a third of the amount of permitted PM emissions.



mg/m³	
Studio 500	25
Studio 1	26
Studio 2	29
Studio 3	19
Ecodesign DIN + PM Limit	40

NOx (Nitrogen Oxides) mg/m³

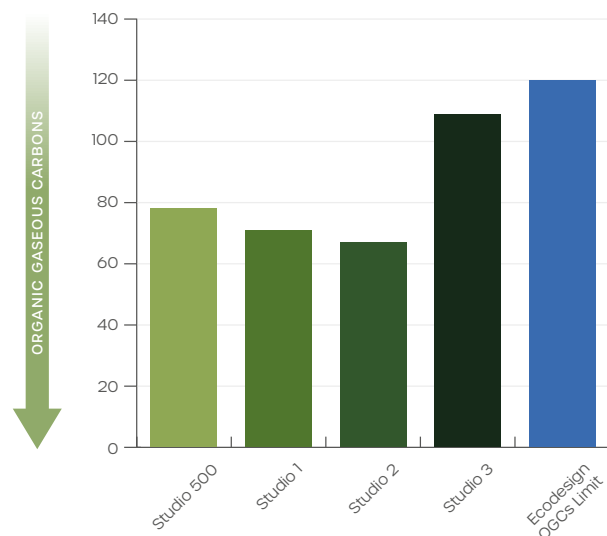
Nitrogen oxides affect air quality and are another emission requirement of Ecodesign. Ecodesign Plus Studio cassette and freestanding fires demonstrate NOx emissions well below the permitted levels.



mg/m³	
Studio 500	92
Studio 1	88
Studio 2	85
Studio 3	80
Ecodesign NOx Limit	200

OGCs (Organic Gaseous Compounds) mg/m³

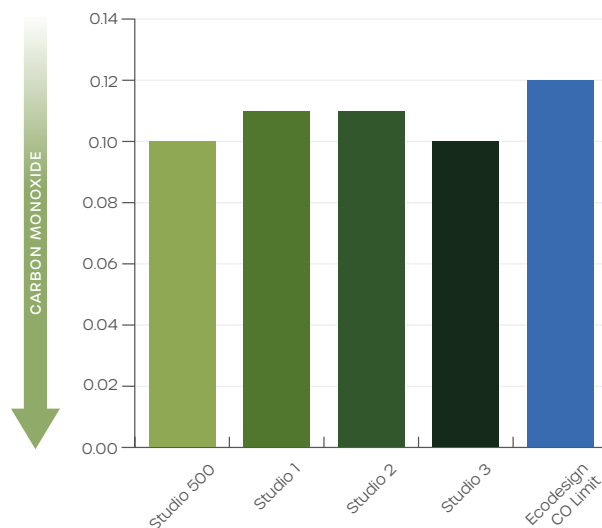
OGCs are an important requirement of the Ecodesign standards. All Stovax Ecodesign Plus Studio emissions fall comfortably below this exacting target.



	mg/m ³
Studio 500	78
Studio 1	71
Studio 2	67
Studio 3	109
Ecodesign OGCs Limit	120

CO (Carbon Monoxide) % @ 13% O₂

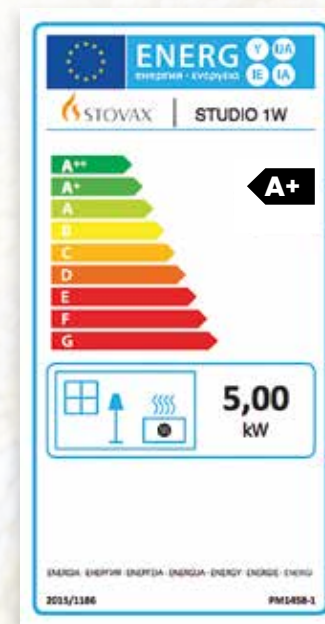
Ecodesign dramatically reduce UK CO emission limits by a massive 88%, from 1% @ 13% O₂ to 0.12%. All Studio cassette and Freestanding fires meet this stringent standard.



	% at 13% O ₂
Studio 500	0.10
Studio 1	0.11
Studio 2	0.11
Studio 3	0.10
Ecodesign CO Limit	0.12

Energy Efficiency Rating

Studio woodburning Cassette & Freestanding fires burn with high thermal efficiency. All models in the range are subject to European energy labelling standards and are rated as either A or A+ energy class appliances. Energy class efficiency information is listed on each product page for easy reference.



Further Information

Stove Benches

These versatile steel benches are compatible with Stovax's freestanding contemporary stoves. With a variety of size options, they offer greater design possibilities to accommodate your individual styling requirements. You can even use the space beneath for log storage![△]

- Sturdy Steel construction
- Choice of sizes available
- Durable Matt Black finish
- Proportioned 60mm wide legs
- Allows for central or offset stove positioning

Product Code	Product	W (mm)	H (mm)	D (mm)
RVACB81BHT	Bench 81 High	809	350	420
RVACLB100BHT	Bench 100 Low	1000	250	420
RVACB100BHT	Bench 100 High	1000	350	420
RVACLB120BHT	Bench 120 Low	1200	250	420
RVACB120BHT	Bench 120 High	1200	350	420
RVACLB140BHT	Bench 140 Low	1400	250	420
RVACB140BHT	Bench 140 High	1400	350	420
RVACLB180BHT	Bench 180 Low	1800	250	465
RVACB180BHT	Bench 180 High	1800	350	465



81 High (RVACB81BHT)



100 High (RVACB100BHT)



120 High (RVACB120BHT)



100 Low (RVACLB100BHT)



120 Low (RVACLB120BHT)



180 Low (RVACLB180BHT)



180 High (RVACB180BHT)



140 High (RVACB140BHT)



140 Low (RVACLB140BHT)

Professional XQ™ Chimney Systems and Enamelled Flue Pipe

Stovax also offers a comprehensive range of stove and fireplace chimney systems: the Stovax Professional XQ collection. Crafted from 304L grade stainless steel for a durable outer finish, the fully sealed components offer water tight protection for the insulation within.



With innovative decorative options, the ability to specify a colour for your system and with a host of technical advancements such as their Twist-Lock system, the Professional XQ range provides an attractive, versatile and reliable solution for your flue system. Furthermore, the Professional XQ range carries a 10 year extended warranty offering complete peace of mind. For further information or to request a brochure, simply contact your local retailer or visit: www.stovax.com/chimneysystems.

Stovax Companion Log Holders

Enhance your hearth with Stovax's Black Steel Log Holders - where sleek design meets practical functionality. Available in a selection of sizes, these holders provide a stylish solution for neatly storing your firewood. Crafted from durable steel with a Matt Black finish, they not only offer longevity but also add a touch of sophistication to both traditional and contemporary interiors. Each holder is designed to maximise storage capacity while maintaining a compact footprint, making them ideal for various room sizes and layouts.



* Whilst Stocks Last △ When storing logs under stove benches Stovax advise this should be offset to one side and not directly beneath the stove's position. If placing beneath the stove there should be a minimum 50mm air gap above logs.



WIN

THE COST OF YOUR PRODUCT BACK!*

For further home inspiration you can view real life installations at our Customer Showcase page and share your thoughts and photos of your new stove or fire installation to enter our draw!

- We will publish your entry on our Customer Showcase
- You will be entered into a draw for the chance to win the cost of your product back.
- **Gain a second entry** by registering your product online for your free extended warranty at **stovax.com/registration**



PREVIOUS
WINNER!



*"Really happy with the stove.
I still can't believe it!"*



*"Amazing, beats all our
expectations"*



It looks fantastic!

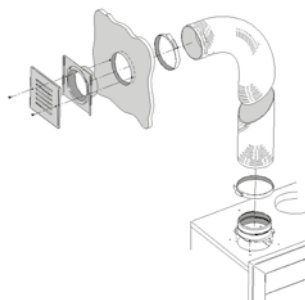
View real life installations and submit your review at:
stovax.com/customershowcase

*Terms and conditions apply. See online for details.

Further Information

Warm Air Ducting Kit

The kit, for the Studio cassette fires only, which includes two 3 metre lengths of flexible ducting, allows you to heat up to two other living spaces. The Studio 3 has four ports so you can even add two kits if required, providing heat for up to four additional rooms.



Photography and Installation

Owing to variations in studio lighting and printing inks, the finishes/colours of fires illustrated in this brochure may differ slightly from actual models. Before purchasing, please ask your retailer to show you finish/colour samples.

All of the flame pictures shown in this brochure are taken from real fires. Please note however that flame pictures will vary depending on the exact fuel used, flue conditions and surrounding geographical features. Given that building regulations are subject to constant change, some of the photography in this brochure may not comply with the requirements of the latest Building Regulations and you should always check your proposed installation arrangement with your trained installer before proceeding.

When designing your own installation, please also observe the minimum distance to combustible materials as stated in the installation instructions when designing your own installation.

The 'Nominal' heat output is to be used for calculating the ventilation provision as required by ADJ Building Regulations and for calculating its suitability for heating the size of room it will be fitted into. The heat output 'Range' is to be used as a guide only, as the maximum and minimum performance will depend on local conditions such as flue pull, fuel quality and the way in which the product is used.

Extended Warranty and Safety Details

When you choose a Studio cassette or freestanding fire, quality and technology are assured. Accordingly, your expert Stovax retailer will provide you with a Two Year Warranty for your new cassette or freestanding fire. This can then be extended to a Ten Year warranty, provided it is registered with Stovax within one month of the installation date. The commencement date for the warranty period is the date of installation. During the registration process the Expert Retailer details will be required for your Extended Warranty to be activated. Please note, these warranties exclude certain consumable parts. Full warranty terms & conditions are available to view at www.stovax.com/warranty.



Stovax pursue a policy of continuous product improvement, therefore, whilst our products are correct at the time of the photography, we reserve the right to make alterations and amendments. Exact product details should be discussed with your retailer at the time of purchase.

Please note that all parts of these fires, particularly the glass panel in the door, become extremely hot during operation and can result in serious injury and burns if touched. It is therefore recommended that a fireguard complying with BS 8423:2002 is used in the presence of young children, the elderly or infirm.

Care of your Stove or Fire

To help you get the best performance from your stove or fireplace and keep it in good condition, inside and out, Stovax offers a wide range of cleaning and maintenance products. Your local retailer will be able to give you full details or you may view the complete range at www.stovax.com.





More Fires from STOVAX

Alongside the Studio range, Stovax offers a variety of advanced woodburning and multi-fuel fires, all designed to meet the highest standards of design, performance, and environmental responsibility.

Studio Air woodburning cassette and freestanding fires deliver exceptional flame visuals and exceptional performance, with a sleek landscape design and a choice of contemporary trim finishes. Engineered for style and function in equal measure, Studio Air fires are available in multiple sizes and installation formats to complement any interior.

Additionally, the award-winning Stovax Riva2 wood and multi-fuel range pairs high-efficiency heat output with refined aesthetics, across various size options. From compact models that slot into a standard British fireplace opening to expansive designs with high heat output, every Riva2 fire features advanced combustion technology to ensure Ecodesign compliant, low-emission heating.



Studio Air 1 Freestanding with White decorative trim on 120 Low Bench



For more details ask your local retailer or visit www.stovax.com/brochures to view the complete range.



*Riva2 55 Ecodesign fire, with Profil XS 3-sided frame.
Also shown, Stovax Claremont Limestone mantel.*





Stovax Ltd Spitfire Avenue, Skypark, Clyst Honiton, Exeter, EX5 2FR

Trade Sales: 01392 474000 • info@stovax.com

stovax.com



Stovax gratefully acknowledges the assistance of the following companies with photographic settings:

www.johnlewis.com; www.originalstyle.com; www.debenhams.co.uk; www.furniturevillage.com; www.habitat.co.uk;
www.graceandgloryhome.co.uk; www.amtico.com; www.houseoffraser.co.uk; www.theorangetree.co.uk; www.mokodirect.com;
www.amoslighting.co.uk; www.desenio.com; www.graceandgloryhome.co.uk; www.oliverbonas.com;
www.chunkymonkeyfurniture.co.uk; www.wallsandfloors.com; www.sofarooms.co.uk; www.nkuku.com; www.tomraffield.com;
www.industville.co.uk; Loaf- www.loaf.com

Find your retailer

You can find your nearest retailer by
visiting: stovax.com/retailers



RSTUDIO0525

