



NEOLITH

touch.feel.live

KITCHEN & BATHROOM UK

NEOLITH
touch.feel.live

Everything we do, say and think at Neolith is centered on the end user.
We specialize in finding the essential balance that should always exist between
functionality and design, to create unique spaces that help us live better. Because

the best thing about creating
something, is living it.

Technical Features



NEAR ZERO POROSITY

Waterproof and resistant to liquids,
with an absorption level of almost zero.



RESISTANT TO BENDING

Its high modulus of rupture makes it
resistant to high pressure and heavy loads.



SCRATCH RESISTANT *

Its hard surface makes it resistant to
scratches and abrasion.



RESISTANT TO HIGH TEMPERATURES

It does not burn in contact with fire nor
does it emit smoke or toxic substances
when subjected to high temperatures in
daily use.



EASY TO CLEAN

Neolith's low porosity and lack of joints
facilitate hygiene and make it very
easy to clean.



ULTRA-HYGIENIC

Neolith's special composition makes it
resistant to most chemical products and
it can be disinfected with a wide range of
strong household cleaning products.



SUITABLE FOR CONTACT WITH FOOD

It does not release any harmful
substances and is totally suitable for
contact with food.
NSF Certification.



LIGHTWEIGHT

Lighter than many interior claddings or
surfaces, Neolith is available in a variety of
thicknesses, including an ultra-thin 3 mm.



UV RESISTANCE

Being 100% natural, its colors do not
fade away when exposed to sunlight or
other extreme weather conditions.



FREEZE-THAW PROOF

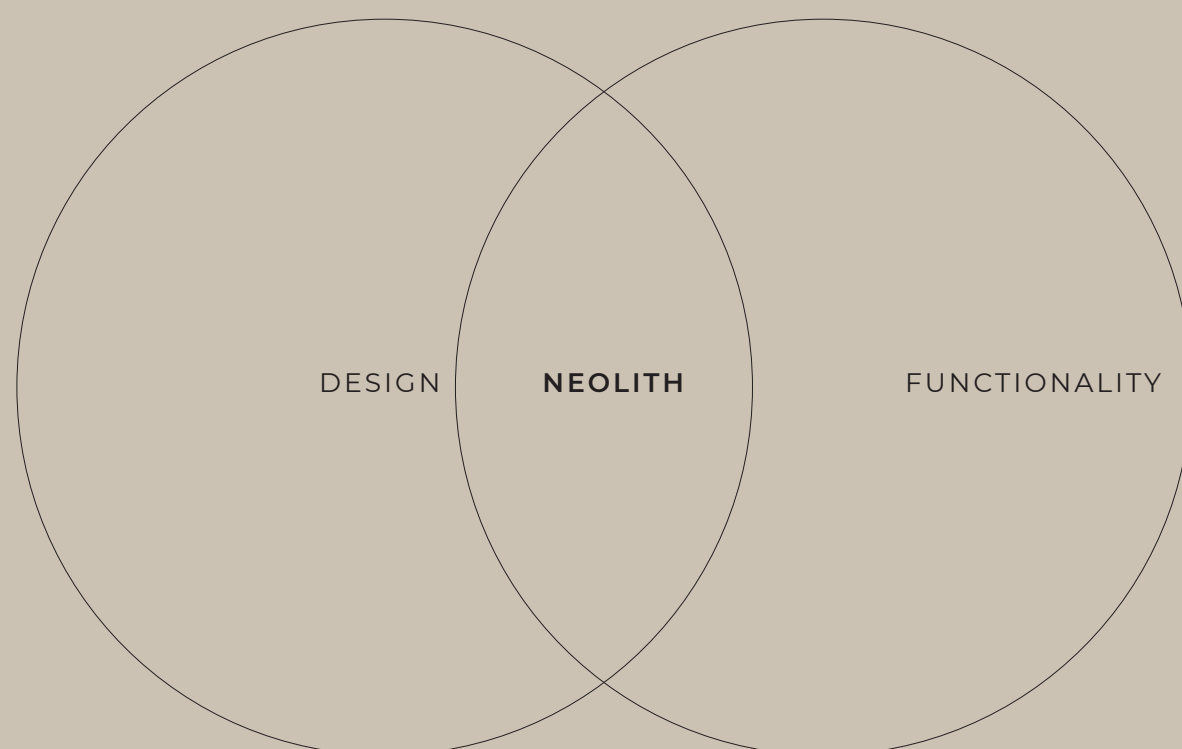
Neolith panels are engineered to
withstand freeze-thaw cycles, ensuring
durability and resistance to cracking
under fluctuating temperatures
while exceeding the performance
requirements of ASTM C1026.

What is Neolith?

Neolith is a revolutionary and innovative architectural surface with superior technical characteristics made of natural raw materials. It is synonymous to quality, versatility, durability and sustainability as well as class, elegance, style and subtleness.

As a result of innovation efforts to meet its main objectives intrinsically tied to sustainability, Neolith strives to promote new trends in interior design and architecture to satisfy the most demanding needs of both professionals and end consumers.

Neolith inspires unique, functional and sustainable solutions for indoor and outdoor spaces and creates extraordinary experiences through the most cutting-edge surfaces. It is the brand of choice for architects, designers and homeowners and the preferred partner for installers.



Environmental fact Sheet

Neolith is an innovative surface with a unique sustainability profile. Design, durability and superior technical properties are combined to create kitchen and bathroom countertops, flooring, cladding, facades and furniture.

The concept of Sustainable Beauty reflects our way of being and creating a better future for all.

PRODUCT COMPOSITION

NATURAL COMPOSITION

Neolith uses the best raw materials: a selection of premium all-natural minerals. Neolith does not add crystalline silica sand, cristobalite or resins to its composition.

RECYCLABLE

Due to the all-natural composition, Neolith products have an extended life cycle and can be recycled at the end of their useful life.

98R

Neolith incorporates up to 98% recycled materials in some of its models, preserving their physical and esthetic properties.

NO ADDED QUARTZ

Neolith's free crystalline silica content in the form of impurities is below 9%, positioning itself in the lowest range on the market. *

* See product technical data sheet

ADDITIONAL SUSTAINABLE BENEFITS

Neolith's unique sintering process provides additional sustainable benefits.

Refurbishment

Neolith can be applied directly to existing surfaces. This saves time, costs and generates less waste to be transported and treated, thereby further reducing net CO₂ emissions.

25-year warranty

Neolith countertops and slabs do not require frequent replacement or maintenance treatments. That is why Neolith offers a 25-year warranty on its countertops for residential use, subject to registration and according to the terms and conditions outlined in neolith.com/en/warranty

Optimized energy consumption

Neolith's high resistance to extreme temperatures makes it the ideal material of choice for ventilated facades. The thermal insulation and ventilation between the Neolith facade and the building itself optimizes the building's energy consumption.

Certifications and Awards

Since its inception in 2009, Neolith has received recognition through more than 50 international design and architecture awards for its forward-thinking, innovative approach and the high quality of its products and processes.

These accolades reflect Neolith's pioneering spirit as a company constantly evolving to meet the needs and expectations of its current and future customers.

CERTIFICATIONS



Designed and produced by TheSize Surfaces in Spain



European Comission Certification



China Compulsory Certificate



ISO 9001
ISO 14001
ISO 45001



NSF Certifies that Neolith is totally suitable for contact with food



Registration, Evaluation, Authorisation and Restriction of Chemicals



OK Kosher Certification



ICC-ES Certification for the Strongfix System for ventilated facades



The International EPD System



Health Product Declaration



Greenguard Certification



Member of the US Green Building Council (USGBC)



Ecological labels and environmental declarations



The Declare Label



M1 Classification for low-emitting building materials



Friendly Materials



UN Global Compact



Zero Waste



Ecovadis Gold 2025



* Cradle to Cradle Certified®



Byggvarubedömningen



SundaHus



NFPA-285



FL 28783.1



ETA 22/0800



ASTM E84



ASTM E136



Saudi Quality Mark

PRODUCT DESIGN AWARDS



German Design Award 2025, 2019



Great Design AD 2024, 2017



Archiproducts Awards 2024



1ª Mención del Premio al Mejor Proyecto de Casa Decor 2024



Segundo Premio al Mejor Proyecto (Casa Yin) y premio INSIDE al espacio más votado entre expositores 2024



Premio Diseño de Interiores al mejor stand - Cevisama 2023



Primer Premio al Mejor Producto (mesa Neo_Hall) - Marbella Design & Art 2023



Alfa De Oro 2023, 2013



Best Company of the Year Award 2022. El Periódico Mediterráneo



Best Of KBIS 2023



X AWARDS CASA DECOR 2022



Best Booth Honorable Mention KBIS 2022



Architectural Record 2021



Global Kitchen Design



Plus X Award



Idea Awards 2019



Plus X Award



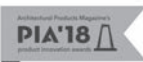
Red Dot Award 2019, 2017, 2015



Interior Design Best of the Year 2018, 2017



A'Design Award 2018, 2016



Product Innovation Awards 2018, 2016



Premio Interiores 2017



Interzum Award



KBB Readers Choice Award 2017, 2016



D Award 2017



Architectural Record Award 2016



A+Award Architizer 2016



IDC Innovation Awards



KB Culture Awards 2016



Best of Houzz 2016



30 More innovative Products



Producto del año en Innovación y Tecnología



AP50 Readers Choice



Plus X Award



Muuuzz Awards



KBB Readers Choice Awards 2015



PIA Awards 2015, 2014

SUSTAINABILITY AND INSTALLATION AWARDS



Edison Awards Gold



Materialica Gold Award



Money-Saving Products Winner



Architectural Contest 2017



Installation Award

* The Cradle to Cradle Certified® Bronze certification recognizes that most Neolith products meet this global standard. The complete list can be consulted officially on the Cradle to Cradle Products Innovation Institute website.

Finishes and 25-Year warranty

Neolith is available in different finishes that add richness and value to the designs created with these surfaces: from rough textures with relief to shiny polishes with linear reflections.

Neolith Group offers a 25-year warranty on its Neolith slabs with a thickness of 6+3, 12 and 20mm used to manufacture countertops. Please register your warranty at www.neolith.com.

In order to exercise this warranty, you must contact the retail establishment where you purchased your countertop so they may provide you with the data and information needed to register the warranty (shop data, batch number, etc.).

A complete portfolio to stimulate the sight and touch.

MATTE FINISHES



SATIN

A completely matte finish. Highly resistant and ideal for commercial applications.



SILK

A matte finish with a thin layer of glaze that provides a subtle shine and a nice soft touch. This finish is extremely easy to clean.



ULTRASOFT

Matte texture with the highest softness and depth

GLOSSY FINISHES



DÉCOR POLISHED

The Décor Polished gives a perfectly linear reflection to the colors of the Classtone Collection, which gains in depth and elegance.



STEEL TOUCH

Steel Touch is Neolith's metallic finish with smooth reflections and surfaces.

TEXTURED FINISHES



RIVERWASHED

A finish with a rough texture and high relief for surfaces that evoke sensations to the touch.



SLATE FINISH

Similar to a natural slate, the Slate finish creates the illusion of strata on the surface.



ANTI-SLIP

Available on demand anti-slip finish is a perfect option for wet areas or with special requirements.




NATURAL TOUCH

This texture enhances the natural beauty of each piece, perfectly matching design and digital texture.

Formats, Applications and Thicknesses

Neolith is manufactured in large format slabs of around 5 m². This allows the product to adapt to any type of project, reducing joints, making it easier to clean and improving its look. Also, it is quicker to install.



3.600 x 1.200 mm 142" x 47"	3.200 x 1.500 mm 126" x 59"	3.200 x 1.600 mm 126" x 63"
--------------------------------	--------------------------------	--------------------------------

Interior walls	3+	6 · 6+	12 · 20
Interior floors		6 · 6+	12 · 20
Bonded Facade	3+	6 · 6+	12 · 20
Exterior floors		6 · 6+	12 · 20
Ventilated façade with exposed fixing system		6+	12
Ventilated façade with hidden fixing system		6+	12
Worktops			12 · 20
Heavy transit floors		6+	12 · 20
Interior cladding over existing walls	3+	6 · 6+	
Interior flooring over existing floors		6 · 6+	
Furniture	3 · 3+	6 · 6+	12 · 20

- Recommended thicknesses

Cut to size formats also available for projects. Dimensions in inches are Nominal inches.
- + Slab reinforced with fiberglass.


Neolith offers premium surfaces in four different thicknesses.

Each one a specific range of applications:

3 MM 1/8"	INTERIOR WALL CLADDING, FURNITURE CLADDING	6 MM 1/4"	INDOOR / OUTDOOR FLOORING, INTERIOR AND EXTERIOR CLADDING, FURNITURE CLADDING
12 MM 1/2"	KITCHEN COUNTERTOPS, TABLE TOPS AND BATHROOM VANITIES	20 MM 3/4"	KITCHEN COUNTERTOPS AND TABLE TOPS

STANDARD TILE FORMATS

Neolith offers premium sintered stone surfaces in standard tile formats.



1.500 x 1.500 mm 59" x 59"	1.500 x 750 mm 59" x 29'5"	750 x 750 mm 29'5" x 29'5"
-------------------------------	-------------------------------	-------------------------------

Cut-to-size formats also available for projects.
Dimensions in inches are Nominal inches.

1.200 x 1.200 mm 48" x 48"	1.200 x 600 mm 48" x 24"	600 x 600 mm 24" x 24"
-------------------------------	-----------------------------	---------------------------

Possibility of adapting the following sizes from the standard tile.



PRIVATE RESIDENCE
London, United Kingdom

Neolith Himalaya Crystal
Design & build: Inporiem
Fabrication: LSD Stone
Photography by: Darren Chung



NEOLITH GALLERY

Lux	Arctic White	Just White	Estatuario E01	Calacatta	Calacatta Roma	Calacatta Royale	WhiteSands	Mont Blanc	Calacatta Gold	Everest Sunrise	Abu Dhabi White
NEW											

Azure	Calacatta Luxe	Himalaya Crystal	Retrostone	Arabesque	Colorado Dunes	Crème	Taj Mahal	Strata Argentum	Pietra di Osso	Rapolano	Shilin
NEW						NEW	NEW				

Artisan	Pietra di Luna	Beton	Terrazo Ceppo	New York New York	Zaha Stone	Cappadocia Sunset	Pietra di Piombo	Basalt Grey	Iron Corten	Iron Copper	Amazonico

Iron Grey	Ignea	Metropolitan	Black Obsession	Calatorao	Layla	Mamba	Basalt Black	Nero
						NEW		
	98R	98R					98R	



Azure

	mm	Satin	Silk	Pol.	U. Soft	Riv. Slate
3.600 x 1.200	3					
3.200 x 1.500	6					
3.200 x 1.600	12 20		•			




Crème

	mm	Satin	Silk	Pol.	U. Soft	Riv. Slate
3.600 x 1.200	3					
3.200 x 1.500	6		•			
3.200 x 1.600	12 20		•			



Taj Mahal

	mm	Satin	Silk	Pol.	U. Soft	Riv. Slate
3.600 x 1.200	3					
3.200 x 1.500	6		•			
3.200 x 1.600	12 20		•			



Mamba

	mm	Satin	Silk	Pol.	U. Soft	Riv. Slate
3.600 x 1.200	3					
3.200 x 1.500	6					
3.200 x 1.600	12 20		•			



Retrostone

	mm	Satin	Silk	Pol.	U. Soft	Riv. Slate
3.600 x 1.200	3					
3.200 x 1.500	6		•			
3.200 x 1.600	12 20		•			



Shilin

	mm	Satin	Silk	Pol.	U. Soft	Riv. Slate
3.600 x 1.200	3		•			•
3.200 x 1.500	6					
3.200 x 1.600	12 20					•




Artisan

	mm	Satin	Silk	Pol.	U. Soft	Riv. Slate
3.600 x 1.200	3					
3.200 x 1.500	6		•			
3.200 x 1.600	12 20		•			



Ignea

	mm	Satin	Silk	Pol.	U. Soft	Riv. Slate
3.600 x 1.200	3					•
3.200 x 1.500	6					
3.200 x 1.600	12 20					•



Just White

	mm	Satin	Silk	Pol.	U. Soft	Riv. Slate
3.600 x 1.200	3		•			
3.200 x 1.500	6		•			
3.200 x 1.600	12 20		•			



Pietra di Luna

	mm	Satin	Silk	Pol.	U. Soft	Riv. Slate
3.600 x 1.200	3		•			
3.200 x 1.500	6		•			
3.200 x 1.600	12 20		•			




Pietra di Osso

	mm	Satin	Silk	Pol.	U. Soft	Riv. Slate
3.600 x 1.200	3		•			
3.200 x 1.500	6		•			
3.200 x 1.600	12 20		•			



Pietra di Piombo

	mm	Satin	Silk	Pol.	U. Soft	Riv. Slate
3.600 x 1.200	3		•			
3.200 x 1.500	6		•			
3.200 x 1.600	12 20		•			



Terrazo Ceppo

	mm	Satin	Silk	Pol.	U. Soft	Riv. Slate
3.600 x 1.200	3					
3.200 x 1.500	6		•			
3.200 x 1.600	12 20		•			



Zaha Stone

	mm	Satin	Silk	Pol.	U. Soft	Riv. Slate
3.600 x 1.200	3					
3.200 x 1.500	6		•			
3.200 x 1.600	12 20		•			



Basalt Black

	mm	Satin	Silk	Pol.	U. Soft	Riv. Slate
3.600 x 1.200	3	•				
3.200 x 1.500	6	•				
3.200 x 1.600	12 20	•				



Basalt Grey

	mm	Satin	Silk	Pol.	U. Soft	Riv. Slate
3.600 x 1.200	3					
3.200 x 1.500	6	•				
3.200 x 1.600	12 20		•			



Beton

	mm	Satin	Silk	Pol.	U. Soft	Riv. Slate
3.600 x 1.200	3					
3.200 x 1.500	6		•			
3.200 x 1.600	12 20		•			




Calacatta Roma

	mm	Satin	Silk	Pol.	U. Soft	Riv. Slate
3.600 x 1.200	3					
3.200 x 1.500	6		•			
3.200 x 1.600	12 20		•			



Calatorao

	mm	Satin	Silk	Pol.	U. Soft	Riv. Slate
3.600 x 1.200	3		•			
3.200 x 1.500	6		•			
3.200 x 1.600	12 20		•			



Cappadocia Sunset

	mm	Satin	Silk	Pol.	U. Soft	Riv. Slate
3.600 x 1.200	3		•			
3.200 x 1.500	6		•			
3.200 x 1.600	12 20		•			



Nero

	mm	Satin	Silk	Pol.	U. Soft	Riv. Slate
3.600 x 1.200	3	•				
3.200 x 1.500	6	•				
3.200 x 1.600	12 20	•				




New York New York

	mm	Satin	Silk	Pol.	U. Soft	Riv. Slate
3.600 x 1.200	3		•			
3.200 x 1.500	6		•			
3.200 x 1.600	12 20		•			



Rapolano

	mm	Satin	Silk	Natural Touch	Slate
3.600 x 1.200	3				
3.200 x 1.500	6				•
3.200 x 1.600	12 20			• •	



Amazonico

	mm	Satin	Silk	Pol.	U. Soft	Riv. Slate
3.600 x 1.200	3		•			
3.200 x 1.500	6			•		•
3.200 x 1.600	12 20					•



Iron Copper

	mm	Satin	Silk	Pol.	U. Soft	Riv. Slate
3.600 x 1.200						
3.200 x 1.500	6	•				
3.200 x 1.600	12 20	•				



Iron Corten

	mm	Satin	Silk	Pol.	U. Soft	Riv. Slate
3.600 x 1.200	3	•				
3.200 x 1.500	6	•				
3.200 x 1.600	12 20	•				



Iron Grey

	mm	Satin	Silk	Pol.	U. Soft	Riv. Slate
3.600 x 1.200	3	•				
3.200 x 1.500	6	•				
3.200 x 1.600	12 20	•				




Layla

	mm	Satin	Silk	Pol.	U. Soft	Riv. Slate
3.600 x 1.200	3					
3.200 x 1.500	6			•		•
3.200 x 1.600	12 20			•		•



Metropolitan

	mm	Satin	Silk	Pol.	U. Soft	Steel Touch
3.600 x 1.200	3					
3.200 x 1.500	6					•
3.200 x 1.600	12 20					•



Arctic White

	mm	Satin	Silk	Pol.	U. Soft	Riv. Slate
3.600 x 1.200	3	•				
3.200 x 1.500	6		•			
3.200 x 1.600	12 20		• •			



Black Obsession

	mm	Satin	Silk	Pol.	U. Soft	Riv. Slate
3.600 x 1.200	3					
3.200 x 1.500	6		•			
3.200 x 1.600	12 20		• •			




Strata Argentum

	mm	Satin	Silk	Pol.	U. Soft	Riv. Slate
3.600 x 1.200	3					•
3.200 x 1.500	6					•
3.200 x 1.600	12 20					•



WhiteSands

	mm	Satin	Silk	Natural Touch	Slate
3.600 x 1.200	3				
3.200 x 1.500	6				•
3.200 x 1.600	12			•	
	20			•	



Lux

	mm	Satin	Silk	Pol.	U. Soft	Riv. Slate
3.600 x 1.200	3					
3.200 x 1.500	6			•		
3.200 x 1.600	12			•		
	20			•		



Abu Dhabi White

	mm	Satin	Silk	Pol.	U. Soft	Riv. Slate
3.600 x 1.200	3		•			
3.200 x 1.500	6		•	•		
3.200 x 1.600	12		•	•		
	20		•	•		



Arabesque

	mm	Satin	Silk	Pol.	U. Soft	Riv. Slate
3.600 x 1.200	3					
3.200 x 1.500	6		•			
3.200 x 1.600	12		•			
	20		•			



Calacatta Royale

	mm	Satin	Silk	Pol.	U. Soft	Riv. Slate
3.600 x 1.200	3					
3.200 x 1.500	6		•	•		
3.200 x 1.600	12		•	•	•	
	20		•	•		



Colorado Dunes

	mm	Satin	Silk	Pol.	U. Soft	Riv. Slate
3.600 x 1.200	3					
3.200 x 1.500	6		•		•	
3.200 x 1.600	12		•	•	•	
	20					



Estuario E01

	mm	Satin	Silk	Pol.	U. Soft	Riv. Slate
3.600 x 1.200	3					
3.200 x 1.500	6		•	•		
3.200 x 1.600	12		•	•	•	
	20		•			



Calacatta

	mm	Satin	Silk	Pol.	U. Soft	Riv. Slate
3.600 x 1.200	3		•			
3.200 x 1.500	6		•	•		
3.200 x 1.600	12		•	•	•	
	20		•	•		



Calacatta Gold

	mm	Satin	Silk	Pol.	U. Soft	Riv. Slate
3.600 x 1.200	3					
3.200 x 1.500	6		•			
3.200 x 1.600	12		•	•	•	
	20					



Calacatta Luxe

	mm	Satin	Silk	Pol.	U. Soft	Riv. Slate
3.600 x 1.200	3					
3.200 x 1.500	6			•	•	
3.200 x 1.600	12			•	•	
	20					



Everest Sunrise

	mm	Satin	Silk	Pol.	U. Soft	Riv. Slate
3.600 x 1.200	3					
3.200 x 1.500	6		•	•	•	
3.200 x 1.600	12		•	•	•	
	20		•	•	•	



Himalaya Crystal

	mm	Satin	Silk	Pol.	U. Soft	Riv. Slate
3.600 x 1.200	3					
3.200 x 1.500	6		•	•	•	
3.200 x 1.600	12		•	•	•	
	20		•	•	•	



Mont Blanc

	mm	Satin	Silk	Pol.	U. Soft	Riv. Slate
3.600 x 1.200	3		•			
3.200 x 1.500	6		•			
3.200 x 1.600	12		•			
	20		•			



Bookmatch & Endmatch

Some Neolith models can come with a Bookmatched effect (mirror effect), just as when natural marble is extracted directly from a quarry. There is a Reverse option (marked with an “R”) for each color in order to create Bookmatched options.

The Endmatch is a very special feature used in some New Classtone models. Using the same slab and just turning it 180°, it's possible to obtain continuing vein with an endless pattern.

Calacatta Endmatch

Calacatta Bookmatch



Calacatta C01

Calacatta C01

Calacatta C01R

Calacatta C01

Calacatta C01R



Calacatta Roma Endmatch

Calacatta Roma Bookmatch



Calacatta Roma CR01

Calacatta Roma CR01

Calacatta Roma CR01

Calacatta Roma CR01R

Calacatta Roma CR01



Calacatta Gold Endmatch

Calacatta Gold Bookmatch



Calacatta Gold CG01

Calacatta Gold CG01

Calacatta Gold CG01

Calacatta Gold CG01R

Calacatta Gold CG01





Kitchen Sinks

Neolith sees the kitchen as a place in which design and functionality, elegance and durability coexist.

The Neolith kitchen line provides a more holistic and minimalist look to the kitchen by incorporating Neolith Sinks, a kitchen sink line made of the same material as the kitchen countertop.

Using cutting-edge technologies, the material is curved to create gradual drainage slopes designed to facilitate fast water evacuation (pursuant to standard UNE-EN 14527) and to ensure resistance to temperature changes, making it durable and suitable for cleaning (pursuant to standard UNE-EN 13310).

Neolith Sinks, a product with extraordinary features that introduces an integrated and functional kitchen concept.

AVAILABLE FORMATS



400 x 400 mm / 16" x 16"



BIG SIZE: 700 x 400 mm / 27 ½" x 15 ¾"



450 x 400 mm / 18" x 16"



500 x 400 mm / 20" x 16"

Bathroom Sinks

Neolith surfaces are the best choice for bathrooms: the temple of cleanliness.

The Neolith bathroom line gives a more holistic and minimalist look to spaces by incorporating the Neolith sink line made of the same material as that used in the countertops. Using cutting-edge technologies, the material is curved to achieve gradual drainage slopes designed to facilitate fast water evacuation (pursuant to standard UNE-EN 14527) and to ensure resistance to temperature changes, making it durable and suitable for cleaning (pursuant to standard UNE-EN 13310). Neolith Sinks, a product with extraordinary features that introduces an integrated and functional bathroom concept.



500 x 300 mm / 20"x 11 4/5"



BIG SIZE: 700 x 300 mm / 27 ½" x 11 4/5"





Neolith Piattibelli Shower Trays

The Neolith Piattibelli shower tray comes in a wide range of sizes and colors, making it the perfect solution for bathrooms. It is easy to install, one-piece and seamless.

The Piattibelli shower tray uses Neolith as the cladding material and features a completely slip-free finish, pursuant to AIDIMME/standard UNE EN 14527:2016+A1:2019 "Shower trays for domestic use". It is produced with Ultra Slim manufacturing technology, a patented system unique on the market, which molds the raw material to create a product that is only 23 mm thick.

It is ideal for remodeling as the thickness does not create barriers or differences in level at the shower entrance. Moreover, any possible filtration disappears since it's manufactured in a single, jointless piece. With this cutting-edge technology, the Neolith materials can be curved to create gradual drainage slopes designed to facilitate fast water evacuation (pursuant to AIDIMME certification/standard UNE EN 14527:2016+A1:2019). This technology integrates seamlessly with market-leading drain valves, creating the perfect combination of design and efficiency. Neolith does not manufacture the Piattibelli shower trays; it only distributes them in various markets.



CALACATTA ROMA SILK

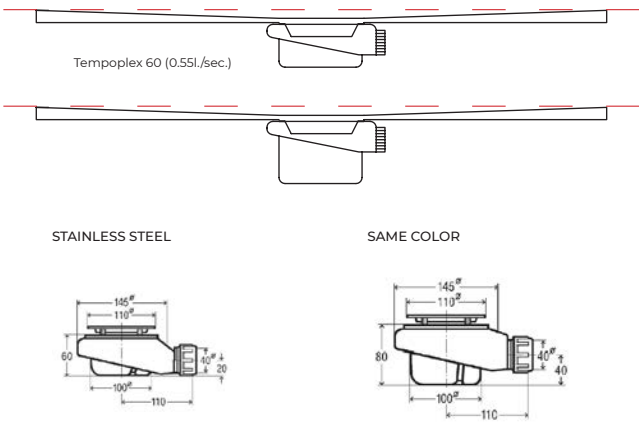
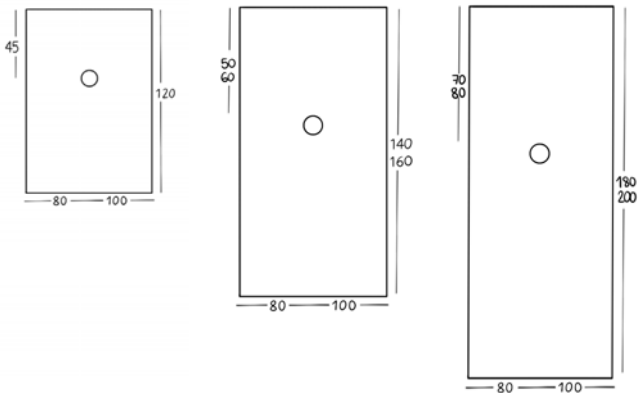


BARRO SATIN



CALACATA SILK

AVAILABLE FORMATS



Please check models available for immediate delivery





NEOLITH UK LTD

Lovet House - Lovet Road HARLOW - ESSEX CM19 5TB P - 01279 454 301 E - orders.uk@neolith.com



neolith.com